

**SWATARA TOWNSHIP
AUTHORITY**

**2022
BUDGET
DOCUMENTS**

CONTENTS

OVERVIEW	
COMBINED: JOINT-USE & CONSOLIDATED SEWERS	1 - 2
JOINT-USE (PLANT) BUDGET	3 - 4
ACTUAL AND PROJECTED EDU'S	5
JOINT-USE EXPENSE DISTRIBUTION	6
JOINT-USE CHARTS	7
CONSOLIDATED SEWERS ESTIMATED INCOME & EXPENSES	8
CONSOLIDATED SEWERS BUDGET	9 - 10
CONSOLIDATED SEWERS CHARTS	11
SUPPLEMENTARY INFORMATION:	
NOTES TO BUDGETS / NARRATIVES	12 - 14
CAPITAL IMPROVEMENTS SUMMARY	15 - 16

SWATARA TOWNSHIP AUTHORITY

OVERVIEW:

The following pages present the Authority's 2022 budgets for the Swatara Township Water Pollution Control Plant and Swatara's Consolidated Collections System. These budgets are required as a result of the Authority's involvement in various intermunicipal, management and debt agreements.

For 2022, total expense projections are \$8,986,500. This represents a 4.9% increase in projected spending as compared to 2021 (\$8,569,200). Total estimated revenues for 2022 are to be \$9,020,200, 0.7% lower than 2021 budgeted income (\$9,088,000). The Plant revenues and expenses will balance as required by the Intermunicipal Agreement. The collections system budgeted revenue for 2022 (\$6,186,600) has decreased by \$233,800 in comparison with the budgeted revenue of 2021 (\$6,420,400). The decrease is a result of less water being consumed, stalled development (less permits / connection fees) and we are beginning to inactivate accounts as PennDOT is acquiring properties for the highway expansion project(s). Collection system expenditures show an increase of \$251,000 over the 2021 budget. Debt Service (\$240,400) is once again a budget item since we borrowed \$3 million for the dryer and sewer line and manhole projects related to the highway expansion. The Repairs & Additions (\$512,000) line item is increased by \$202,000 mostly attributed to updates to our pump stations in addition to the purchase of a Jet Truck. These capital items were included in the 2022 budget along with increases in Engineering (+ \$72,000) and Legal (+ \$17,000) expenses offset by a corresponding decrease in our normal sewer maintenance of \$335,000 leaving a budget figure of \$840,000.

Staffing related costs total approximately 26.1% of the 2022 budgets. In addition, treatment costs and a reduced, yet significant investment in sewer maintenance represent a substantial portion of projected expenditures - about 41.9%. Future rate increases will be necessary to keep pace with Capital Region Water's treatment rate increases and costs associated with the highway expansion project in addition to the inflationary state of the economy. Additional details are provided in the following tables, charts and narratives.

SWATARA TOWNSHIP AUTHORITY
BUDGETED STATEMENT OF ADMINISTRATIVE AND
OPERATING EXPENSES
YEAR ENDING DECEMBER 31, 2022

	JOINT USE	STA	TOTAL
<u>ADMINISTRATIVE</u>			
OFFICE WAGES	107,800	203,600	311,400
AUTHORITY SALARIES	5,000	5,000	10,000
PAYROLL TAXES	9,100	17,000	26,100
PENSION	4,000	12,100	16,100
EMPLOYEE BENEFITS	32,900	64,300	97,200
GENERAL INSURANCE	212,000	48,000	260,000
TELEPHONE / COMM.	7,200	10,200	17,400
PRINTING	900	3,000	3,900
OFFICE SUPPLIES	1,300	1,600	2,900
E.D.P. SERVICES	16,000	20,000	36,000
PAYROLL PROCESSING SERVICES	5,600	5,600	11,200
LEGAL FEES	98,000	65,000	163,000
ACCOUNTING	30,000	25,000	55,000
TRUSTEE FEES	0	3,200	3,200
DUES & SUBSCRIPTIONS	3,700	1,600	5,300
POSTAGE	1,700	30,700	32,400
OFFICE MAINT. & REPAIRS	2,500	45,700	48,200
SWATARA TWP REIMBURSEMENT	0	0	0
VEHICLE	0	0	0
MISCELLANEOUS	4,200	14,800	19,000
TOTAL ADMINISTRATIVE	541,900	576,400	1,118,300

SWATARA TOWNSHIP AUTHORITY
BUDGETED STATEMENT OF ADMINISTRATIVE AND
OPERATING EXPENSES
YEAR ENDING DECEMBER 31, 2022

	JOINT USE	STA	TOTAL
<u>OPERATING</u>			
SALARIES & WAGES	720,700	432,700	1,153,400
PAYROLL TAXES	58,800	35,300	94,100
PENSION	73,700	43,200	116,900
EMPLOYEE BENEFITS	310,200	206,200	516,400
POWER	240,000	16,000	256,000
FUEL OIL	13,000	0	13,000
L.P. GAS	0	1,200	1,200
NATURAL GAS	95,000	0	95,000
WATER	6,000	4,000	10,000
STORMWATER	1,800	300	2,100
CHLORINE	38,000	0	38,000
CHEMICALS	72,000	0	72,000
LABORATORY SUPPLIES	53,000	0	53,000
JANITORIAL SUPPLIES	3,000	0	3,000
MAINTENANCE SUPPLIES	80,000	25,000	105,000
EQUIPMENT MAINTENANCE	115,000	25,000	140,000
VEHICLE EXPENSE	2,500	27,000	29,500
GROUNDS & BLDG. MAINT.	12,000	3,000	15,000
SEWER MAINTENANCE	10,000	840,000	850,000
SLUDGE DISPOSAL	125,000	0	125,000
REFUSE DISPOSAL	2,300	0	2,300
TRAINING	5,000	3,000	8,000
ENGINEERING	125,000	120,000	245,000
REPAIRS & ADDITIONS	117,700	512,000	629,700
MISCELLANEOUS	12,000	6,000	18,000
TOTAL OPERATING	2,291,700	2,299,900	4,591,600
TRANSMISSION & TRMNT.			
Conveyance	0	125,000	125,000
Treatment	0	2,911,200	2,911,200
TOTAL ADMINISTRATIVE	541,900	576,400	1,118,300
DEBT SERVICE	0	240,400	240,400
TOTAL EXPENSE BUDGET	2,833,600	6,152,900	8,986,500

**SWATARA TOWNSHIP
AUTHORITY**

**WATER POLLUTION
CONTROL PLANT**

SWATARA TOWNSHIP AUTHORITY
WATER POLLUTION CONTROL PLANT
ADMINISTRATIVE EXPENSES
FOR THE YEARS 2021 / 2022

	PROJECTED RESULTS 2021	APPROVED BUDGET 2021	PROPOSED BUDGET 2022	% CHANGE
<u>ADMINISTRATIVE</u>				
OFFICE WAGES	101,700	106,000	107,800	1.70
AUTHORITY SALARIES & FEES	4,400	5,000	5,000	0.00
PAYROLL TAXES	8,600	9,000	9,100	1.11
PENSION	3,900	9,300	4,000	-56.99
EMPLOYEE BENEFITS	25,000	34,100	32,900	-3.52
GENERAL INSURANCE	192,000	196,200	212,000	8.05
TELEPHONE / COMMUNICATION	6,300	8,000	7,200	-10.00
PRINTING	300	900	900	0.00
OFFICE SUPPLIES	1,100	1,000	1,300	30.00
E.D.P. SERVICES	10,000	15,000	16,000	6.67
PAYROLL PROCESSING SERVICES	4,800	4,800	5,600	16.67
LEGAL FEES	96,000	57,000	98,000	71.93
ACCOUNTING	28,000	27,500	30,000	9.09
TRUSTEE FEES	0	0	0	0.00
DUES & SUBSCRIPTIONS	3,200	3,300	3,700	12.12
POSTAGE	1,500	2,600	1,700	-34.62
OFFICE MAINT. & REPAIRS	2,100	2,400	2,500	4.17
SWATARA TWP REIMBURSEMENT	0	0	0	0.00
VEHICLE	0	0	0	0.00
MISCELLANEOUS	4,600	2,700	4,200	55.56
TOTAL ADMINISTRATIVE	493,500	484,800	541,900	11.78

SWATARA TOWNSHIP AUTHORITY
WATER POLLUTION CONTROL PLANT
OPERATING EXPENSES
FOR THE YEARS 2021 / 2022

	PROJECTED RESULTS 2021	APPROVED BUDGET 2021	PROPOSED BUDGET 2022	% CHANGE
<u>OPERATING</u>				
SALARIES & WAGES	758,500	727,300	720,700	-0.91
PAYROLL TAXES	61,500	55,600	58,800	5.76
PENSION	72,400	63,200	73,700	16.61
EMPLOYEE BENEFITS	259,500	344,500	310,200	-9.96
POWER	222,000	240,000	240,000	0.00
FUEL OIL	6,000	13,000	13,000	0.00
L.P. GAS	0	0	0	0.00
NATURAL GAS	76,000	95,000	95,000	0.00
WATER	4,600	6,000	6,000	0.00
STORMWATER	1,800	1,800	1,800	0.00
CHLORINE	31,000	35,000	38,000	8.57
CHEMICALS	70,000	72,000	72,000	0.00
LABORATORY SUPPLIES	48,000	50,000	53,000	6.00
JANITORIAL SUPPLIES	1,800	3,000	3,000	0.00
MAINTENANCE SUPPLIES	60,000	80,000	80,000	0.00
EQUIPMENT MAINTENANCE	90,000	80,000	115,000	43.75
VEHICLE EXPENSE	600	4,000	2,500	-37.50
GROUNDS & BLDG. MAINT.	5,000	12,000	12,000	0.00
SEWER MAINTENANCE	1,000	15,000	10,000	-33.33
SLUDGE DISPOSAL	78,000	125,000	125,000	0.00
REFUSE DISPOSAL	2,100	2,200	2,300	4.55
TRAINING	2,000	6,000	5,000	-16.67
ENGINEERING	109,000	55,000	125,000	127.27
REPAIRS & ADDITIONS	26,000	83,200	117,700	41.47
MISCELLANEOUS	6,500	14,000	12,000	-14.29
TOTAL OPERATING	1,993,300	2,182,800	2,291,700	4.99
TRANSMISSION & TRMNT.				
Conveyance	0	0	0	0.00
Treatment	0	0	0	0.00
TOTAL ADMINISTRATIVE	493,500	484,800	541,900	11.78
TOTAL EXPENSE BUDGET	2,486,800	2,667,600	2,833,600	6.22

SWATARA TOWNSHIP AUTHORITY
SCHEDULE OF ACTUAL AND PROJECTED EDU'S
CONTRIBUTING TO WATER POLLUTION CONTROL PLANT
FOR 2021 AND 2022

2021 ACTUAL

QUARTER ENDING	TOTAL	SWATARA	LOWER PAXTON	HUMMELSTOWN
03/31/21	17,499	5,366	9,822	2,311
06/30/21	17,360	5,219	9,811	2,330
09/30/21	17,861	5,536	9,972	2,353
3RD QTR AVERAGE	17,573	5,374	9,868	2,331
% OF EDU'S	100.00	30.58	56.16	13.27

2022 PROJECTED

QUARTER ENDING	TOTAL	SWATARA	LOWER PAXTON	HUMMELSTOWN
03/31/22	17,599	5,379	9,888	2,332
06/30/22	17,625	5,384	9,908	2,333
09/30/22	17,651	5,389	9,928	2,334
12/31/22	17,676	5,394	9,948	2,334
4TH QTR AVERAGE	17,638	5,386	9,918	2,334
% OF EDU'S	100.00	30.54	56.23	13.23

SWATARA TOWNSHIP AUTHORITY
BUDGETED STATEMENT SUPPORTING
INCOME, EXPENDITURES AND ALLOCATION OF SAME FOR
THE STA WATER POLLUTION CONTROL PLANT
YEAR ENDING DECEMBER 31, 2022

BUDGETED EXPENSES

Operating	\$2,291,700	
Administration	<u>541,900</u>	
TOTAL EXPENSE		\$2,833,600

INCOME

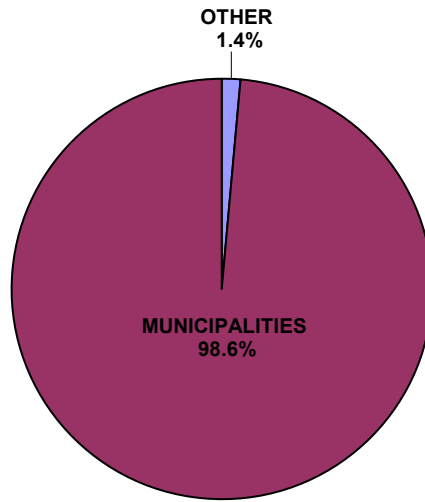
Sales	9,600	
Other Income	<u>30,400</u>	
TOTAL INCOME		<u>-40,000</u>

OPERATING COST TO BE DISTRIBUTED **\$2,793,600**

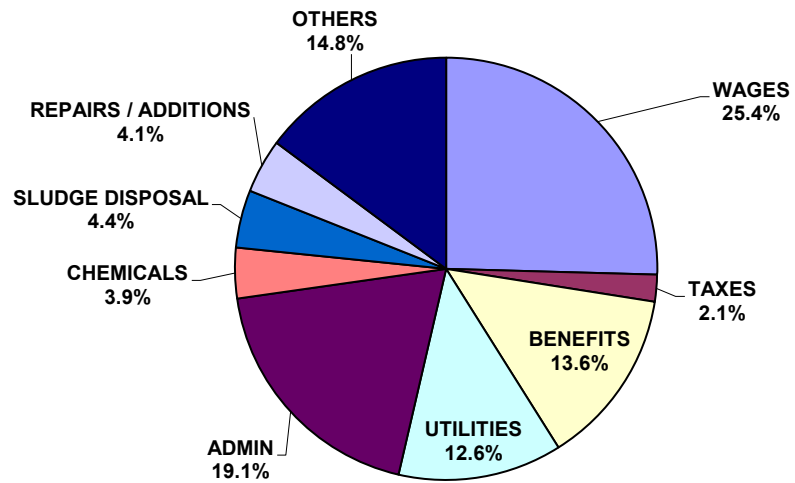
	OPERATING COSTS		
	EST. USE (%)	ANNUALLY	QUARTERLY
SWATARA	30.54	\$853,166	\$213,291.50
LOWER PAXTON	56.23	1,570,841	392,710.25
HUMMELSTOWN	13.23	369,593	92,398.25
	100.00	\$2,793,600	\$698,400.00

SWATARA TOWNSHIP WATER POLLUTION CONTROL PLANT 2022 BUDGET

REVENUES



EXPENSES



**SWATARA TOWNSHIP
AUTHORITY**

**CONSOLIDATED
SEWERS**

SWATARA TOWNSHIP AUTHORITY
CONSOLIDATED SEWERS
BUDGETED STATEMENT OF ESTIMATED
INCOME AND EXPENSES
FOR THE YEARS 2021 / 2022

	2021 EST	2022 EST
<u>INCOME</u>		
<i>Sewer Billings</i>	6,150,000	6,160,000
<i>Connection Fees</i>	25,000	25,000
<i>Investment Income</i>	1,100	1,200
<i>Miscellaneous</i>	400	400
TOTAL INCOME	6,176,500	6,186,600
 <u>EXPENSES</u>		
<i>Administration</i>	564,600	576,400
<i>Operating</i>	1,937,800	2,299,900
<i>Conveyance</i>	113,000	125,000
<i>Treatment</i>	2,710,000	2,911,200
<i>Debt Service</i>	0	240,400
TOTAL EXPENSE	5,325,400	6,152,900
<i>Beginning Balance</i>	2,544,000	3,395,100
<i>Income</i>	6,176,500	6,186,600
<i>Less Expenses</i>	-5,325,400	-6,152,900
ENDING BALANCE	3,395,100	3,428,800

SWATARA TOWNSHIP AUTHORITY

CONSOLIDATED SEWERS ADMINISTRATIVE EXPENSES FOR THE YEARS 2021 / 2022

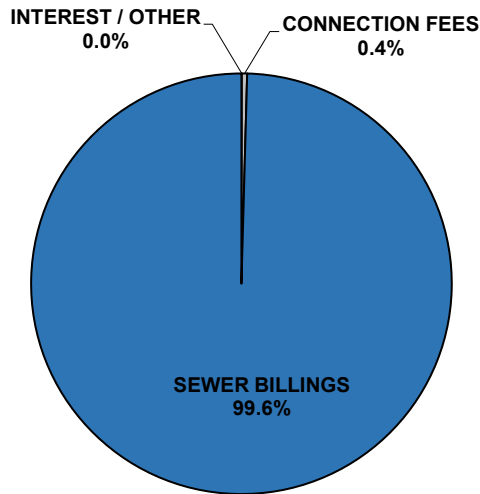
	PROJECTED RESULTS 2021	APPROVED BUDGET 2021	PROPOSED BUDGET 2022	% CHANGE
<u>ADMINISTRATIVE</u>				
OFFICE WAGES	212,200	214,500	203,600	-5.08
AUTHORITY SALARIES & FEES	4,400	5,000	5,000	0.00
PAYROLL TAXES	17,700	17,900	17,000	-5.03
PENSION	11,600	17,400	12,100	-30.46
EMPLOYEE BENEFITS	55,600	68,200	64,300	-5.72
GENERAL INSURANCE	38,000	44,500	48,000	7.87
TELEPHONE / COMMUNICATION	10,500	11,100	10,200	-8.11
PRINTING	600	3,000	3,000	0.00
OFFICE SUPPLIES	2,400	1,400	1,600	14.29
E.D.P. SERVICES	18,000	19,500	20,000	2.56
PAYROLL PROCESSING SERVICES	4,800	4,800	5,600	16.67
LEGAL FEES	64,000	48,000	65,000	35.42
ACCOUNTING	31,000	30,500	25,000	-18.03
TRUSTEE FEES	3,000	3,200	3,200	0.00
DUES & SUBSCRIPTIONS	1,400	1,600	1,600	0.00
POSTAGE	30,000	29,100	30,700	5.50
OFFICE MAINT. & REPAIRS	43,000	44,200	45,700	3.39
SWATARA TWP REIMBURSEMENT	0	0	0	0.00
VEHICLE	0	0	0	-
MISCELLANEOUS	16,400	20,500	14,800	-27.80
TOTAL ADMINISTRATIVE	564,600	584,400	576,400	-1.37

SWATARA TOWNSHIP AUTHORITY
CONSOLIDATED SEWERS
OPERATING EXPENSES
FOR THE YEARS 2021 / 2022

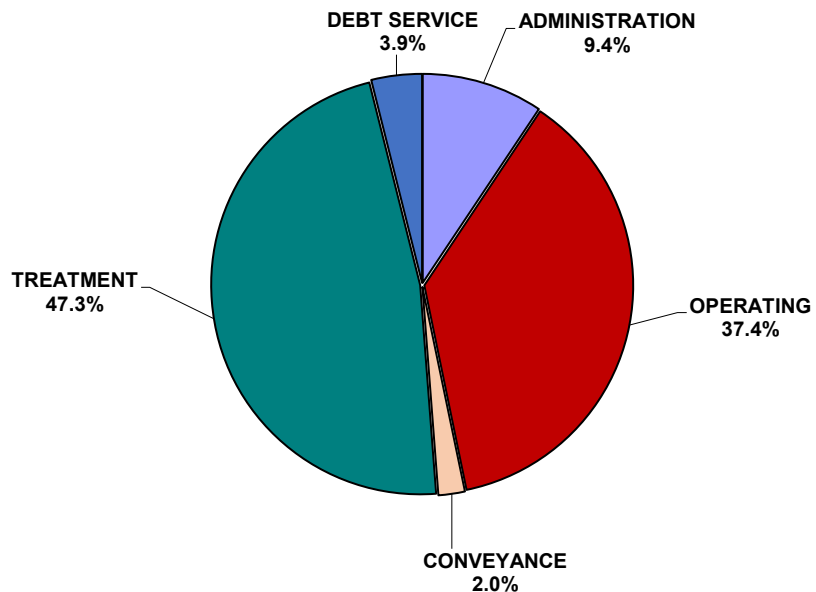
	PROJECTED RESULTS 2021	APPROVED BUDGET 2021	PROPOSED BUDGET 2022	% CHANGE
<u>OPERATING</u>				
SALARIES & WAGES	373,100	412,900	432,700	4.80
PAYROLL TAXES	29,900	31,600	35,300	11.71
PENSION	37,200	35,100	43,200	23.08
EMPLOYEE BENEFITS	144,600	215,800	206,200	-4.45
POWER	13,500	15,000	16,000	6.67
FUEL OIL	0	0	0	0.00
L.P. GAS	600	1,000	1,200	20.00
NATURAL GAS	0	0	0	0.00
WATER	2,900	4,000	4,000	0.00
STORMWATER	300	300	300	0.00
CHLORINE	0	0	0	0.00
CHEMICALS	0	0	0	0.00
LABORATORY SUPPLIES	0	0	0	0.00
JANITORIAL SUPPLIES	0	0	0	0.00
MAINTENANCE SUPPLIES	10,000	25,000	25,000	0.00
EQUIPMENT MAINTENANCE	8,000	25,000	25,000	0.00
VEHICLE EXPENSE	21,000	25,000	27,000	8.00
GROUNDS & BLDG. MAINT.	1,000	3,000	3,000	0.00
SEWER MAINTENANCE	1,039,000	1,175,000	840,000	-28.51
SLUDGE DISPOSAL	0	0	0	0.00
REFUSE DISPOSAL	0	0	0	0.00
TRAINING	1,000	3,500	3,000	-14.29
ENGINEERING	104,000	48,000	120,000	150.00
REPAIRS & ADDITIONS	150,000	310,000	512,000	65.16
MISCELLANEOUS	1,700	8,000	6,000	-25.00
TOTAL OPERATING	1,937,800	2,338,200	2,299,900	-1.64
TRANSMISSION & TRMNT.				
Conveyance	113,000	129,000	125,000	-3.10
Treatment	2,710,000	2,850,000	2,911,200	2.15
TOTAL ADMINISTRATIVE	564,600	584,400	576,400	-1.37
DEBT SERVICE	0	0	240,400	0.00
TOTAL EXPENSE BUDGET	5,325,400	5,901,600	6,152,900	4.26

SWATARA TOWNSHIP AUTHORITY CONSOLIDATED SEWERS 2022 BUDGET

REVENUES



EXPENSES



**SUPPLEMENTARY
INFORMATION**

SWATARA TOWNSHIP AUTHORITY

NOTES TO BUDGET STATEMENTS

Note 1. Administrative Expenses (Combined) – Page 1

The combined administrative expenses for the Plant and the Consolidated Sewer districts budgets for 2022 show an increase of \$49,100 or 4.59% when compared to the 2021 budgets. The staffing costs decreased due to turnover (retirements) yet the budgets allow for an increase to existing staff wages. The Employee Benefits (health insurance) budget figure includes the rate increase of about 2.5% for family plans and a reduction of about 0.4% for individual plans. The General Insurance account is increased by \$19,300 to allow for rate increases on the multiple insurance policies, with the flood insurance policies comprising much of the increase.

The Legal Fees account has been increased by \$58,000. We anticipate the additional funds for continued labor counsel as the Collective Bargaining Agreement is implemented. Legal Fees may also be incurred as the I-83 corridor widening project begins. Right of ways and easement agreements surely will be necessary as the project progresses.

Note 2. Operating Expenses (Combined) – Page 2

The operating budgets are prepared based on a combination of past experience and vendor projections for routine expenditures, along with planning for major repair, improvement, and replacement projects. The impacts of inflation and growth are also taken into consideration in preparing the operating budget.

With the exception of the Repairs & Additions and collection system's Sewer Maintenance categories, the projected expenses are essentially for the routine operation, maintenance and upkeep of the Treatment Plant and the collection system. The Repairs & Additions and Sewer Maintenance accounts include projected expenses that would fall outside the scope of routine or reoccurring.

The projected increase in the 2022 combined operating budgets is 1.56%. There are several categories where sizeable changes are projected, but the Sewer Maintenance decrease of \$340,000 is the most significant. If the Sewer Maintenance account was level funded, there would have been an operating increase of 9.08% for the combined 2022 operating budgets.

The largest increase is in the Repairs and Additions account. The \$629,700 figure is \$236,500 over the 2021 budgeted amount. Manhole and sewer line replacement continues to dominate this account with a set aside of \$700,000, \$300,000 for a Jet Truck and \$165,000 budgeted for generators and other pump station upgrades.

SWATARA TOWNSHIP AUTHORITY

NOTES TO BUDGET STATEMENTS

Note 2. Operating Expenses (Combined) – Page 2 (continued)

Maintenance Supplies and Sludge Disposal accounts remain somewhat constant yet elevated due to the persistent dryer issues. Engineering is also significantly increased. The remaining operating expenses show little fluctuation from previous years.

A cost breakdown of the infrastructure upgrades as well as details of scheduled repairs & additions are in the Capital Improvements Plan section near the end of these budget documents.

Note 3. Joint Use Facilities – Pages 3 through 7

The Administrative expenses shown on page 3 indicate an increase of 11.78%. Legal Fees are the driving force of this increase (+\$41,000) mostly tied to labor issues with the new Collective Bargaining Unit. The General Insurance account continues to escalate as the flood insurance policies require. Legal fees are increased to cover labor counsel costs as the bargaining unit agreement nears completion. Staffing costs remain relatively constant. Most other Administrative expenses essentially offset each other.

The Operating expenses shown on page 4 point to a net increase of 4.99% when compared to the Operating expenses as budgeted for 2021. Engineering shows a \$70,000 increase mostly due to the dryer replacement project and the Repairs and Additions account is \$34,500 higher than the 2021 budget. Details are provided in the Capital Improvements Plan. The overall 2022 bottom line shows an increase of 6.22% when compared to the 2021 budget.

Page 5 illustrates the 2021 EDUs to date among the three participating municipalities. Also shown are the 2022 EDU projections. Page 6 summarizes the allocation of costs to the participating municipalities in 2022 based on those 2022 projections.

The 2022 budgeted expenditures show an overall 6.22% increase when compared to the 2021 budgeted expenditures. When the EDU component is considered, Swatara's annual share increases by 7.99% or \$63,146; Lower Paxton's share increases by 5.43% or \$80,863 and Hummelstown's share increases by 4.58% or \$16,191.

Page 7's pie charts present a picture of the 2022 Budgeted Revenues and Expenditures. Please allow for small rounding variances (to tenths).

SWATARA TOWNSHIP AUTHORITY

NOTES TO BUDGET STATEMENTS

Note 4. Consolidated Sewers (Collection System) – Pages 8 through 11

Page 8 reviews the estimated results of 2021 and the overall projected budget for 2022. The 2022 Sewer Billings line item shows a decrease of \$190,000 when compared to the 2021 budgeted revenue. Interest Income and Connection Fes are expected to be about the same as 2021. The 2022 budgeted expenses are increased by \$251,300 primarily due to the return of Debt Service. Budget costs for Treatment are increased mostly due to CRW's rate increase. Overall, the 2022 budget projects revenues to exceed expenditures by \$33,700. That figure was \$518,800 for the 2021 budget so our "cushion" is approximately \$485,000 less.

Page 9 shows the administrative portion of the collection system budget decreasing by 1.37% when compared to the 2021 budget. The staffing costs are decreased by \$21,000 mostly attributed to a turnover (retirement) in Administrative positions. Legal Fees are increased by \$17,000 producing a net Administrative decrease of \$8,000.

Page 10 illustrates the operating portion of the collection system budget decreasing by 1.64% from 2021 mostly due to a \$335,000 budgeted decrease in sewer maintenance. This page also shows an overall increase of 4.26% when Conveyance, Treatment, Debt Service and the Administrative components are considered.

The operating portion of the 2022 collection system budget provides for the operation and maintenance of 7 pump stations, the flushing and inspection of the collection system (pipes), the maintenance of equipment and facilities, and an I/I investigation and removal program.

Page 11 presents summary charts.

**CAPITAL
IMPROVEMENTS
PROGRAM
2022**

CAPITAL IMPROVEMENTS PROGRAM - SUMMARY

FLEET AND EQUIPMENT REPLACEMENT / UPGRADES

BUDGET REFERENCE	ITEM	SECTOR	2022 PLANNED
REPAIRS / ADDITIONS	FINAL CLARIFIER BRUSH SYSTEM	TR PLANT	\$45,000
REPAIRS / ADDITIONS	GRASSHOPPER COMMERCIAL MOWER	TR PLANT	7,000
REPAIRS / ADDITIONS	RAS PUMP REBUILD	TR PLANT	21,000
REPAIRS / ADDITIONS	LABORATORY - REPLACE DRYING OVEN	TR PLANT	2,200
REPAIRS / ADDITIONS	LABORATORY - REPLACE ORION PH METER	TR PLANT	2,500
REPAIRS / ADDITIONS	RAW PUMP REBUILD	TR PLANT	20,000
REPAIRS / ADDITIONS	SCADA BACK UP HARD DRIVE INCLUDES RESEARCH AND TRAINING	TR PLANT	20,000
REPAIRS / ADDITIONS	JET TRUCK & ACCESSORIES	STA	300,000
REPAIRS / ADDITIONS	PUMP STATION UPDATES (x 3) GENERATORS, ETC	STA	165,000
REPAIRS / ADDITIONS	SPARE PUMP PS #3	STA	27,000
REPAIRS / ADDITIONS	REPLACE PORTABLE FLOW METERS	STA	20,000
			\$629,700

**CAPITAL IMPROVEMENTS PROGRAM - SUMMARY
PART 2**

INFRASTRUCTURE - COLLECTION SYSTEM / PLANT

BUDGET REFERENCE	ITEM	SECTOR	2022 PLANNED
SEWER MAINTENANCE	MANHOLE & LINE REPAIRS	STA	\$700,000
			\$700,000
	TOTAL INFRASTRUCTURE		\$700,000
	TOTAL FLEET AND EQUIPMENT		\$629,700
	TOTAL ALL CATEGORIES		\$1,329,700