

**SWATARA TOWNSHIP  
AUTHORITY**

**2020  
BUDGET  
DOCUMENTS**

# CONTENTS

OVERVIEW	
COMBINED: JOINT-USE, CONSOLIDATED SEWERS & STORMWATER	1 - 2
JOINT-USE (PLANT) BUDGET	3 - 4
ACTUAL AND PROJECTED EDU'S	5
JOINT-USE EXPENSE DISTRIBUTION	6
JOINT-USE CHARTS	7
CONSOLIDATED SEWERS ESTIMATED INCOME & EXPENSES	8
CONSOLIDATED SEWERS BUDGET	9 - 10
CONSOLIDATED SEWERS CHARTS	11
STORMWATER ESTIMATED INCOME & EXPENSES	12
STORMWATER BUDGET (ADMINISTRATIVE ONLY)	13
STORMWATER CHARTS	14
<b>SUPPLEMENTARY INFORMATION:</b>	
NOTES TO BUDGETS / NARRATIVES	15 - 18
CAPITAL IMPROVEMENTS SUMMARY	19 - 20

# SWATARA TOWNSHIP AUTHORITY

## OVERVIEW:

The following pages present the Authority's 2020 budgets for the Swatara Township Water Pollution Control Plant, Swatara's Consolidated Collections System and Swatara Township's Stormwater Management Program. These budgets are required as a result of the Authority's involvement in various intermunicipal, management and debt agreements.

For 2020, total expense projections are \$11,300,100. This represents a 13.8% decrease in projected spending as compared to 2019 (\$13,102,100). Total estimated revenues for 2020 are to be \$10,536,400, 2.6% lower than 2019 budgeted income (\$10,818,100). The Plant revenues and expenses will balance as required by the Intermunicipal Agreement. The spending plan of the collections system allows the Authority to increase its already aggressive sewer maintenance program while maintaining the existing billing rates. The Stormwater Program billing rate (\$60 / ERU) was established with the expectation of keeping this rate stable for 5 years. In its third year, the Township is accelerating the Stormwater Program's expenditures which causes the Authority to budget an additional \$669,900 in the "Township Reimbursement" account. Factoring out this volatile account, the expense decrease would be 18.9% and if the Sewer Maintenance would have been level funded at 2019's \$4.058 million, the overall projected expenditures would have increased by 0.6%.

Staffing related costs total approximately 19.4% of the 2020 budgets. In addition, treatment costs and a reduced, yet significant investment in sewer maintenance represent a substantial portion of projected expenditures - about 44.1%. Future rate increases may be necessary as we strive to balance revenues with expenditures. Additional details are provided in the following tables, charts and narratives.

**SWATARA TOWNSHIP AUTHORITY**  
**BUDGETED STATEMENT OF ADMINISTRATIVE AND**  
**OPERATING EXPENSES**  
**YEAR ENDING DECEMBER 31, 2020**

	<b>JOINT USE</b>	<b>STA</b>	<b>STORM</b>	<b>TOTAL</b>
<b><u>ADMINISTRATIVE</u></b>				
OFFICE WAGES	45,900	123,900	31,000	200,800
AUTHORITY SALARIES	4,500	4,700	4,300	13,500
PAYROLL TAXES	4,100	10,500	3,000	17,600
PENSION	4,400	10,600	2,700	17,700
EMPLOYEE BENEFITS	16,500	37,800	10,000	64,300
GENERAL INSURANCE	158,400	40,200	3,700	202,300
TELEPHONE / COMM.	8,000	6,000	800	14,800
PRINTING	1,000	4,000	1,500	6,500
OFFICE SUPPLIES	1,000	1,400	300	2,700
E.D.P. SERVICES	14,700	21,700	2,800	39,200
PAYROLL PROCESSING SERVICES	4,500	3,600	900	9,000
LEGAL FEES	48,000	44,000	7,500	99,500
ACCOUNTING	27,500	22,000	5,500	55,000
TRUSTEE FEES	0	3,200	0	3,200
DUES & SUBSCRIPTIONS	3,400	1,500	300	5,200
POSTAGE	2,600	27,000	9,400	39,000
OFFICE MAINT. & REPAIRS	2,400	38,900	2,200	43,500
SWATARA TWP REIMBURSEMENT	0	0	2,295,000	2,295,000
VEHICLE	0	0	1,800	1,800
MISCELLANEOUS	2,400	19,200	700	22,300
<b>TOTAL ADMINISTRATIVE</b>	<b>349,300</b>	<b>420,200</b>	<b>2,383,400</b>	<b>3,152,900</b>

**SWATARA TOWNSHIP AUTHORITY**  
**BUDGETED STATEMENT OF ADMINISTRATIVE AND**  
**OPERATING EXPENSES**  
**YEAR ENDING DECEMBER 31, 2020**

	<b>JOINT USE</b>	<b>STA</b>	<b>STORM</b>	<b>TOTAL</b>
<b><u>OPERATING</u></b>				
SALARIES & WAGES	728,300	438,500	0	1,166,800
PAYROLL TAXES	58,900	35,600	0	94,500
PENSION	68,000	40,600	0	108,600
EMPLOYEE BENEFITS	310,000	200,000	0	510,000
POWER	240,000	16,000	0	256,000
FUEL OIL	13,000	0	0	13,000
L.P. GAS	0	1,400	0	1,400
NATURAL GAS	95,000	0	0	95,000
WATER	6,000	4,000	0	10,000
STORMWATER	1,800	300	0	2,100
CHLORINE	35,000	0	0	35,000
CHEMICALS	72,000	0	0	72,000
LABORATORY SUPPLIES	45,000	0	0	45,000
JANITORIAL SUPPLIES	3,000	0	0	3,000
MAINTENANCE SUPPLIES	80,000	25,000	0	105,000
EQUIPMENT MAINTENANCE	82,000	25,000	0	107,000
VEHICLE EXPENSE	5,000	25,000	0	30,000
GROUNDS & BLDG. MAINT.	13,000	3,000	0	16,000
SEWER MAINTENANCE	15,000	2,175,000	0	2,190,000
SLUDGE DISPOSAL	125,000	0	0	125,000
REFUSE DISPOSAL	2,100	0	0	2,100
TRAINING	5,000	2,500	0	7,500
ENGINEERING	45,000	34,000	0	79,000
REPAIRS & ADDITIONS	58,500	69,000	0	127,500
MISCELLANEOUS	13,700	8,000	0	21,700
<b>TOTAL OPERATING</b>	<b>2,120,300</b>	<b>3,102,900</b>	<b>0</b>	<b>5,223,200</b>
<b>TRANSMISSION &amp; TRMNT.</b>				
Conveyance	0	127,000	0	127,000
Treatment	0	2,796,900	0	2,796,900
<b>TOTAL ADMINISTRATIVE</b>	<b>349,300</b>	<b>420,200</b>	<b>2,383,400</b>	<b>3,152,900</b>
<b>DEBT SERVICE</b>	<b>0</b>	<b>0</b>	<b>0</b>	<b>0</b>
<b>TOTAL EXPENSE BUDGET</b>	<b>2,469,600</b>	<b>6,447,000</b>	<b>2,383,400</b>	<b>11,300,000</b>

**SWATARA TOWNSHIP  
AUTHORITY**

**WATER POLLUTION  
CONTROL PLANT**

**SWATARA TOWNSHIP AUTHORITY**  
**WATER POLLUTION CONTROL PLANT**  
**ADMINISTRATIVE EXPENSES**  
**FOR THE YEARS 2019 / 2020**

	<b>PROJECTED RESULTS 2019</b>	<b>APPROVED BUDGET 2019</b>	<b>PROPOSED BUDGET 2020</b>	<b>% CHANGE</b>
<b><u>ADMINISTRATIVE</u></b>				
OFFICE WAGES	45,000	45,200	45,900	1.55
AUTHORITY SALARIES & FEES	3,500	4,500	4,500	0.00
PAYROLL TAXES	4,000	4,100	4,100	0.00
PENSION	4,400	4,100	4,400	7.32
EMPLOYEE BENEFITS	15,000	16,500	16,500	0.00
GENERAL INSURANCE	142,000	157,800	158,400	0.38
TELEPHONE / COMMUNICATION	7,500	8,000	8,000	0.00
PRINTING	300	1,000	1,000	0.00
OFFICE SUPPLIES	500	1,000	1,000	0.00
E.D.P. SERVICES	11,200	14,700	14,700	0.00
PAYROLL PROCESSING SERVICES	4,300	4,200	4,500	7.14
LEGAL FEES	42,000	48,000	48,000	0.00
ACCOUNTING	28,700	25,000	27,500	10.00
TRUSTEE FEES	0	0	0	0.00
DUES & SUBSCRIPTIONS	2,000	3,500	3,400	-2.86
POSTAGE	2,000	2,600	2,600	0.00
OFFICE MAINT. & REPAIRS	2,000	2,200	2,400	9.09
SWATARA TWP REIMBURSEMENT	0	0	0	0.00
VEHICLE	0	1,500	0	-
MISCELLANEOUS	1,100	700	2,400	242.86
<b>TOTAL ADMINISTRATIVE</b>	<b>315,500</b>	<b>344,600</b>	<b>349,300</b>	<b>1.36</b>

**SWATARA TOWNSHIP AUTHORITY**  
**WATER POLLUTION CONTROL PLANT**  
**OPERATING EXPENSES**  
**FOR THE YEARS 2019 / 2020**

	<b>PROJECTED RESULTS 2019</b>	<b>APPROVED BUDGET 2019</b>	<b>PROPOSED BUDGET 2020</b>	<b>% CHANGE</b>
<b><u>OPERATING</u></b>				
SALARIES & WAGES	778,000	790,500	728,300	-7.87
PAYROLL TAXES	62,900	63,800	58,900	-7.68
PENSION	68,000	71,300	68,000	-4.63
EMPLOYEE BENEFITS	280,000	312,000	310,000	-0.64
POWER	237,000	240,000	240,000	0.00
FUEL OIL	4,200	13,000	13,000	0.00
L.P. GAS	0	0	0	0.00
NATURAL GAS	72,000	100,000	95,000	-5.00
WATER	4,300	6,000	6,000	0.00
STORMWATER	1,800	1,800	1,800	0.00
CHLORINE	27,500	30,000	35,000	16.67
CHEMICALS	56,900	72,000	72,000	0.00
LABORATORY SUPPLIES	41,000	45,000	45,000	0.00
JANITORIAL SUPPLIES	1,800	3,000	3,000	0.00
MAINTENANCE SUPPLIES	70,000	80,000	80,000	0.00
EQUIPMENT MAINTENANCE	65,000	75,000	82,000	9.33
VEHICLE EXPENSE	2,000	5,200	5,000	-3.85
GROUPS & BLDG. MAINT.	10,500	13,000	13,000	0.00
SEWER MAINTENANCE	15,000	15,000	15,000	0.00
SLUDGE DISPOSAL	55,100	120,000	125,000	4.17
REFUSE DISPOSAL	1,800	2,100	2,100	0.00
TRAINING	1,600	6,400	5,000	-21.88
ENGINEERING	51,500	45,000	45,000	0.00
REPAIRS & ADDITIONS	14,300	282,000	58,500	-79.26
MISCELLANEOUS	11,300	12,400	13,700	10.48
<b>TOTAL OPERATING</b>	<b>1,933,500</b>	<b>2,404,500</b>	<b>2,120,300</b>	<b>-11.82</b>
<b>TRANSMISSION &amp; TRMNT.</b>				
Conveyance	0	0	0	0.00
Treatment	0	0	0	0.00
<b>TOTAL ADMINISTRATIVE</b>	<b>315,500</b>	<b>344,600</b>	<b>349,300</b>	<b>1.36</b>
<b>TOTAL EXPENSE BUDGET</b>	<b>2,249,000</b>	<b>2,749,100</b>	<b>2,469,600</b>	<b>-10.17</b>

**SWATARA TOWNSHIP AUTHORITY**  
**SCHEDULE OF ACTUAL AND PROJECTED EDU'S**  
**CONTRIBUTING TO WATER POLLUTION CONTROL PLANT**  
**FOR 2019 AND 2020**

**2019 ACTUAL**

<b>QUARTER ENDING</b>	<b>TOTAL</b>	<b>SWATARA</b>	<b>LOWER PAXTON</b>	<b>HUMMELSTOWN</b>
03/31/19	17,093	4,989	9,803	2,301
06/30/19	17,193	5,101	9,776	2,316
09/30/19	17,195	5,182	9,705	2,308
<b>3RD QTR AVERAGE</b>	<b>17,160</b>	<b>5,091</b>	<b>9,761</b>	<b>2,308</b>
<b>% OF EDU'S</b>	<b>100.00</b>	<b>29.67</b>	<b>56.88</b>	<b>13.45</b>

**2020 PROJECTED**

<b>QUARTER ENDING</b>	<b>TOTAL</b>	<b>SWATARA</b>	<b>LOWER PAXTON</b>	<b>HUMMELSTOWN</b>
03/31/20	17,186	5,096	9,781	2,309
06/30/20	17,212	5,101	9,801	2,310
09/30/20	17,238	5,106	9,821	2,311
12/31/20	17,263	5,111	9,841	2,311
<b>4TH QTR AVERAGE</b>	<b>17,225</b>	<b>5,103</b>	<b>9,811</b>	<b>2,311</b>
<b>% OF EDU'S</b>	<b>100.00</b>	<b>29.63</b>	<b>56.96</b>	<b>13.41</b>

**SWATARA TOWNSHIP AUTHORITY**  
**BUDGETED STATEMENT SUPPORTING**  
**INCOME, EXPENDITURES AND ALLOCATION OF SAME FOR**  
**THE STA WATER POLLUTION CONTROL PLANT**  
**YEAR ENDING DECEMBER 31, 2020**

**BUDGETED EXPENSES**

Operating	\$2,120,300	
Administration	<u>349,300</u>	
<b>TOTAL EXPENSE</b>		<b>\$2,469,600</b>

**INCOME**

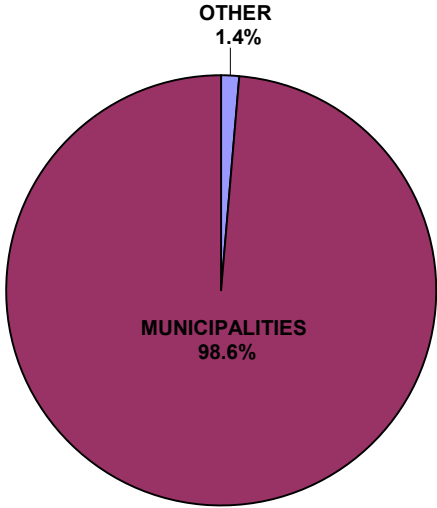
Sales	4,700	
Other Income	<u>28,600</u>	
<b>TOTAL INCOME</b>		<b><u>-33,300</u></b>

**OPERATING COST TO BE DISTRIBUTED** **\$2,436,300**

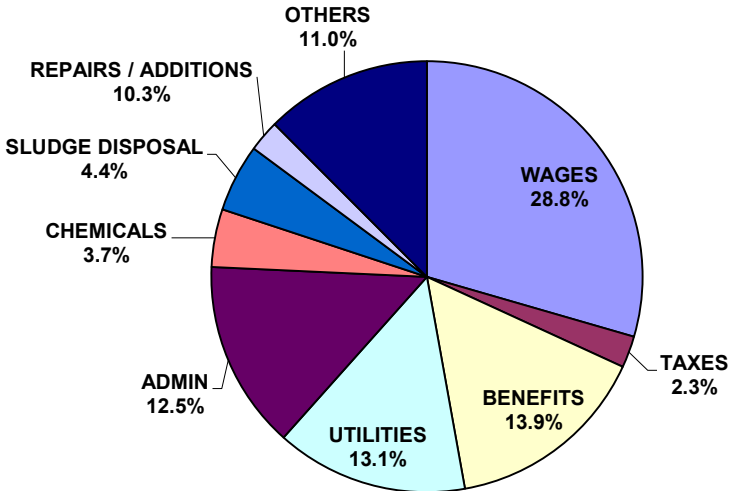
	<b>OPERATING COSTS</b>		
	<b>EST. USE (%)</b>	<b>ANNUALLY</b>	<b>QUARTERLY</b>
SWATARA	29.63	\$721,876	\$180,469.00
LOWER PAXTON	56.96	1,387,716	346,929.00
HUMMELSTOWN	13.41	326,708	81,677.00
	<b>100.00</b>	<b>\$2,436,300</b>	<b>\$609,075.00</b>

# SWATARA TOWNSHIP WATER POLLUTION CONTROL PLANT 2020 BUDGET

## REVENUES



## EXPENSES



**SWATARA TOWNSHIP  
AUTHORITY  
CONSOLIDATED  
SEWERS**

**SWATARA TOWNSHIP AUTHORITY**  
**CONSOLIDATED SEWERS**  
**BUDGETED STATEMENT OF ESTIMATED**  
**INCOME AND EXPENSES**  
**FOR THE YEARS 2019 / 2020**

	<b>2019 EST</b>	<b>2020 EST</b>
<b><u>INCOME</u></b>		
<i>Sewer Billings</i>	6,160,000	6,162,000
<i>Connection Fees</i>	60,000	65,000
<i>Investment Income</i>	126,900	39,000
<i>Miscellaneous</i>	1,100	800
<b>TOTAL INCOME</b>	<b>6,348,000</b>	<b>6,266,800</b>
 <b><u>EXPENSES</u></b>		
<i>Administration</i>	383,100	420,200
<i>Operating</i>	4,919,500	3,102,900
<i>Conveyance</i>	122,300	127,000
<i>Treatment</i>	2,547,200	2,796,900
<i>Debt Service</i>	573,000	0
<b>TOTAL EXPENSE</b>	<b>8,545,100</b>	<b>6,447,000</b>
<i>Beginning Balance</i>	3,346,000	1,148,900
<i>Income</i>	6,348,000	6,266,800
<i>Less Expenses</i>	<b>-8,545,100</b>	<b>-6,447,000</b>
<b>ENDING BALANCE</b>	<b>1,148,900</b>	<b>968,700</b>

**SWATARA TOWNSHIP AUTHORITY**  
**CONSOLIDATED SEWERS**  
**ADMINISTRATIVE EXPENSES**  
**FOR THE YEARS 2019 / 2020**

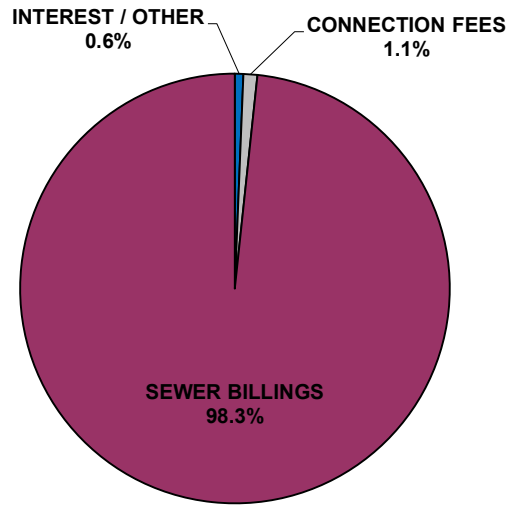
	<b>PROJECTED RESULTS 2019</b>	<b>APPROVED BUDGET 2019</b>	<b>PROPOSED BUDGET 2020</b>	<b>% CHANGE</b>
<b><u>ADMINISTRATIVE</u></b>				
OFFICE WAGES	119,500	121,700	123,900	1.81
AUTHORITY SALARIES & FEES	3,700	4,700	4,700	0.00
PAYROLL TAXES	10,200	10,300	10,500	1.94
PENSION	10,600	9,900	10,600	7.07
EMPLOYEE BENEFITS	33,000	37,800	37,800	0.00
GENERAL INSURANCE	38,000	40,000	40,200	0.50
TELEPHONE / COMMUNICATION	5,500	6,000	6,000	0.00
PRINTING	800	4,000	4,000	0.00
OFFICE SUPPLIES	900	1,400	1,400	0.00
E.D.P. SERVICES	21,000	13,400	21,700	61.94
PAYROLL PROCESSING SERVICES	3,400	3,400	3,600	5.88
LEGAL FEES	30,000	70,000	44,000	-37.14
ACCOUNTING	22,900	20,000	22,000	10.00
TRUSTEE FEES	3,000	3,200	3,200	0.00
DUES & SUBSCRIPTIONS	1,100	1,700	1,500	-11.76
POSTAGE	26,000	27,000	27,000	0.00
OFFICE MAINT. & REPAIRS	36,000	46,200	38,900	-15.80
SWATARA TWP REIMBURSEMENT	0	0	0	0.00
VEHICLE	0	3,500	0	-
MISCELLANEOUS	17,500	19,200	19,200	0.00
<b>TOTAL ADMINISTRATIVE</b>	<b>383,100</b>	<b>443,400</b>	<b>420,200</b>	<b>-5.23</b>

**SWATARA TOWNSHIP AUTHORITY**  
**CONSOLIDATED SEWERS**  
**OPERATING EXPENSES**  
**FOR THE YEARS 2019 / 2020**

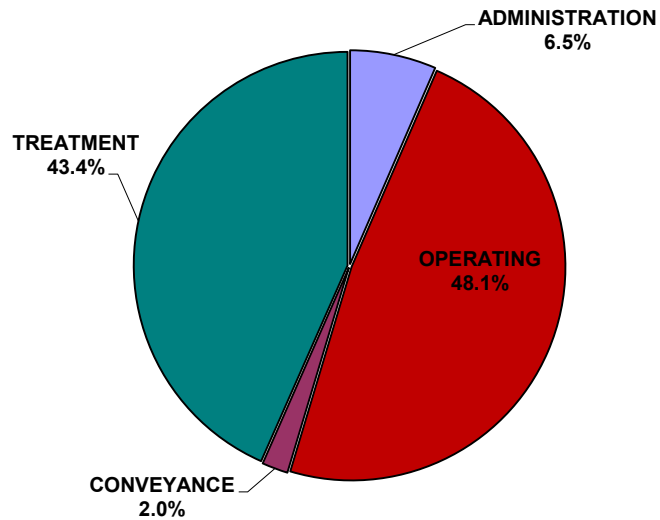
	<b>PROJECTED RESULTS 2019</b>	<b>APPROVED BUDGET 2019</b>	<b>PROPOSED BUDGET 2020</b>	<b>% CHANGE</b>
<b><u>OPERATING</u></b>				
SALARIES & WAGES	431,000	427,700	438,500	2.53
PAYROLL TAXES	34,900	34,600	35,600	2.89
PENSION	40,600	37,200	40,600	9.14
EMPLOYEE BENEFITS	180,000	206,000	200,000	-2.91
POWER	14,200	16,000	16,000	0.00
FUEL OIL	0	0	0	0.00
L.P. GAS	500	1,400	1,400	0.00
NATURAL GAS	0	0	0	0.00
WATER	1,500	4,000	4,000	0.00
STORMWATER	300	300	300	0.00
CHLORINE	0	0	0	0.00
CHEMICALS	0	0	0	0.00
LABORATORY SUPPLIES	0	0	0	0.00
JANITORIAL SUPPLIES	0	0	0	0.00
MAINTENANCE SUPPLIES	20,000	25,000	25,000	0.00
EQUIPMENT MAINTENANCE	15,000	46,500	25,000	-46.24
VEHICLE EXPENSE	16,000	28,200	25,000	-11.35
GROUNDS & BLDG. MAINT.	3,600	3,300	3,000	-9.09
SEWER MAINTENANCE	4,018,000	4,057,700	2,175,000	-46.40
SLUDGE DISPOSAL	0	0	0	0.00
REFUSE DISPOSAL	0	0	0	0.00
TRAINING	600	5,000	2,500	-50.00
ENGINEERING	57,000	24,000	34,000	41.67
REPAIRS & ADDITIONS	76,900	77,000	69,000	-10.39
MISCELLANEOUS	9,400	9,200	8,000	-13.04
<b>TOTAL OPERATING</b>	<b>4,919,500</b>	<b>5,003,100</b>	<b>3,102,900</b>	<b>-37.98</b>
<b>TRANSMISSION &amp; TRMNT.</b>				
Conveyance	122,300	137,300	127,000	-7.50
Treatment	2,547,200	2,462,200	2,796,900	13.59
<b>TOTAL ADMINISTRATIVE</b>	<b>383,100</b>	<b>443,400</b>	<b>420,200</b>	<b>-5.23</b>
<b>DEBT SERVICE</b>	<b>573,000</b>	<b>573,000</b>	<b>0</b>	<b>-100.00</b>
<b>TOTAL EXPENSE BUDGET</b>	<b>8,545,100</b>	<b>8,619,000</b>	<b>6,447,000</b>	<b>-25.20</b>

# SWATARA TOWNSHIP AUTHORITY CONSOLIDATED SEWERS 2020 BUDGET

## REVENUES



## EXPENSES



**SWATARA TOWNSHIP  
AUTHORITY**

**STREAM PRESERVATION  
(STORMWATER)**

**SWATARA TOWNSHIP AUTHORITY**  
**STREAM PRESERVATION (STORMWATER)**  
**BUDGETED STATEMENT OF ESTIMATED**  
**INCOME AND EXPENSES**  
**FOR THE YEARS 2019 / 2020**

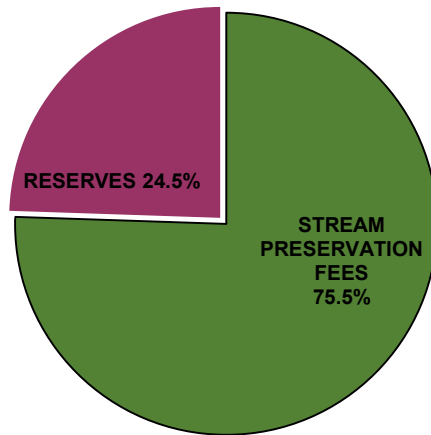
	<b>2019 EST</b>	<b>2020 EST</b>
<b><u>INCOME</u></b>		
<i>STREAM PRESERVATION FEES</i>	1,804,000	1,800,000
<hr/>		
<b>TOTAL INCOME</b>	<b>1,804,000</b>	<b>1,800,000</b>
<b><u>EXPENSES</u></b>		
<i>SALARIES &amp; BENEFITS</i>	48,500	51,000
<i>LEGAL FEES</i>	6,500	7,500
<i>SWATARA TWP REIMBURSE</i>	1,583,100	2,295,000
<i>OTHER ADMIN EXPENSES</i>	28,500	29,900
<hr/>		
<b>TOTAL EXPENSE</b>	<b>1,666,600</b>	<b>2,383,400</b>
<i>BEGINNING BALANCE</i>	446,000	583,400
<i>INCOME</i>	1,804,000	1,800,000
<i>LESS EXPENSES</i>	<b>-1,666,600</b>	<b>-2,383,400</b>
<hr/>		
<b>ENDING BALANCE</b>	<b>583,400</b>	<b>0</b>

**SWATARA TOWNSHIP AUTHORITY**  
**STREAM PRESERVATION (STORMWATER)**  
**ADMINISTRATIVE EXPENSES**  
**FOR THE YEARS 2019 / 2020**

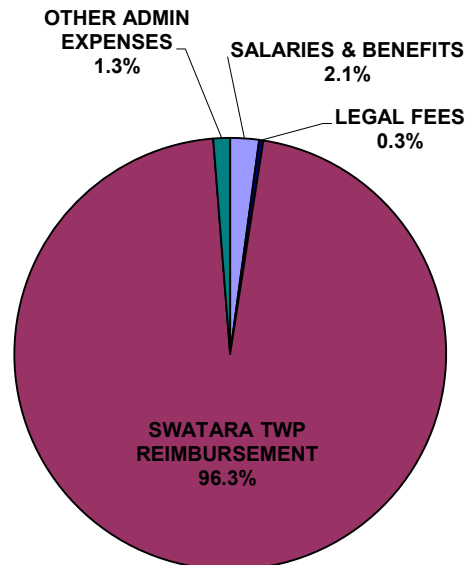
	<b>PROJECTED RESULTS 2019</b>	<b>APPROVED BUDGET 2019</b>	<b>PROPOSED BUDGET 2020</b>	<b>% CHANGE</b>
<b><u>ADMINISTRATIVE</u></b>				
OFFICE WAGES	30,500	30,400	31,000	1.97
AUTHORITY SALARIES & FEES	3,300	4,300	4,300	0.00
PAYROLL TAXES	3,000	2,900	3,000	3.45
PENSION	2,700	2,500	2,700	8.00
EMPLOYEE BENEFITS	9,000	10,000	10,000	0.00
GENERAL INSURANCE	3,300	3,600	3,700	2.78
TELEPHONE / COMMUNICATION	700	800	800	0.00
PRINTING	500	1,500	1,500	0.00
OFFICE SUPPLIES	200	300	300	0.00
E.D.P. SERVICES	6,000	3,200	2,800	-12.50
PAYROLL PROCESSING SERVICES	900	900	900	0.00
LEGAL FEES	6,500	28,000	7,500	-73.21
ACCOUNTING	5,700	5,000	5,500	10.00
TRUSTEE FEES	0	0	0	0.00
DUES & SUBSCRIPTIONS	300	300	300	0.00
POSTAGE	8,000	9,400	9,400	0.00
OFFICE MAINT. & REPAIRS	1,900	4,200	2,200	-47.62
SWATARA TWP REIMBURSEMENTS	1,583,100	1,625,100	2,295,000	41.22
VEHICLE	400	900	1,800	100.00
MISCELLANEOUS	600	700	700	0.00
<b>TOTAL ADMINISTRATIVE</b>	<b>1,666,600</b>	<b>1,734,000</b>	<b>2,383,400</b>	<b>37.45</b>

# SWATARA TOWNSHIP AUTHORITY STREAM PRESERVATION (STORMWATER) 2020 BUDGET

## REVENUES



## EXPENSES



**SUPPLEMENTARY  
INFORMATION**

**CAPITAL  
IMPROVEMENTS  
PROGRAM  
2020**

## **CAPITAL IMPROVEMENTS PROGRAM - SUMMARY**

### **FLEET AND EQUIPMENT REPLACEMENT / UPGRADES**

<b>BUDGET REFERENCE</b>	<b>ITEM</b>	<b>SECTOR</b>	<b>2020 PLANNED</b>
REPAIRS / ADDITIONS	FINAL CLARIFIER BRUSH SYSTEM	TR PLANT	\$45,000
REPAIRS / ADDITIONS	GRASSHOPPER COMMERCIAL MOWER	TR PLANT	7,000
REPAIRS / ADDITIONS	BACK FLOW PREVENTOR	TR PLANT	4,000
REPAIRS / ADDITIONS	ORION 720A+ METER	TR PLANT	2,500
REPAIRS / ADDITIONS	GRINDER PUMP PS4	STA	40,000
REPAIRS / ADDITIONS	REBUILD PUMP #2 PS2	STA	5,000
REPAIRS / ADDITIONS	REPLACE PORTABLE FLOW METERS	STA	24,000
			<b>\$127,500</b>

**CAPITAL IMPROVEMENTS PROGRAM - SUMMARY  
PART 2**

**INFRASTRUCTURE - COLLECTION SYSTEM / PLANT**

<b>BUDGET REFERENCE</b>	<b>ITEM</b>	<b>SECTOR</b>	<b>2020 PLANNED</b>
SEWER MAINTENANCE	MANHOLE & LINE REPAIRS	STA	\$2,000,000
			<b>\$2,000,000</b>
	<b>TOTAL INFRASTRUCTURE</b>		<b>\$2,000,000</b>
	<b>TOTAL FLEET AND EQUIPMENT</b>		<b>\$127,500</b>
	<b>TOTAL ALL CATEGORIES</b>		<b>\$2,127,500</b>

	<b>STA</b>
CURRENT ASSETS:	
CASH / EQUIVALENTS	3,677,042
RECEIVABLES	2,519,375
LESS: DELINQUENCIES	<u>(1,047,770)</u>
TOTAL CURRENT ASSETS	5,148,647
CURRENT LIABILITIES:	<u>(1,802,647)</u>
NET CURRENT ASSETS:	<b>3,346,000</b>

**2018**

TABLE EXTRACTED FROM PRIOR YEAR'S AUDIT STATEMENTS  
EXCEPT: DELINQUENCIES - FROM MANUAL TRACKING SYSTEM.

## 2016 BUDGET SUPPLEMENTAL INFORMATION FOR DISCUSSION

### BUDGET YEAR TO YEAR COMPARISON

	2016	2015	INCR (DECR)	ANN'L GASB	CHANGE NET	%
SWATARA	813,637	863,005	(49,368)	79,997	30,629	3.55% *
LOWER PAXTON	1,510,426	1,600,107	(89,681)	148,500	58,819	3.68%
HUMMELSTOWN	362,094	398,310	(36,216)	35,600	(616)	-0.15%
	2,686,157	2,861,422	(175,265)	264,097	88,832	-6.13% 3.10%

### GASB PENSION ANALYSIS

	TOTAL	3-YR	QTRLY (12)
SWATARA	239,991	79,997	19,999 *
LOWER PAXTON	445,500	148,500	37,125
HUMMELSTOWN	106,800	35,600	8,900
	792,291	264,097	66,024

\* Illustrative purposes only - Swatara will be paying the full \$792,291 in January 2016  
 Lower Paxton & Hummelstown have selected the quarterly option over 12 quarters

<b>ACTION</b>	<b>TAB</b>	<b>CELLS</b>
<b>CHANGE DATES</b>	1	B4
	3	B4, C12, D12, E12
	5	B4, B9, B24
	8	B5, D10, E10

<b>CHANGE DATES</b>	5	B12-14, B27-30
---------------------	---	----------------

<b>COPY - PAST SPECIAL - VALUES FROM PRIOR YEAR</b>	1	H12-33
	2	H11-34, H39-43
	3	D14-35
	4	D12-36
	9	D14-35
	10	D12-36, D41-42, D45
	13	D14-35

<b>KEY IN NEW VALUES</b>	3	C14-35, E14-35
	4	C12-36, E12-36
	5	D12.F14, D27.F30
	6	C20-21
	8	D12.E15
	9	C14-35, E14-35
	10	C12-36, C41-42, C45 E12-36, E41-42, E45
	CA-CL	E4.G6, E8.G8

**PRINTING:  
TO PDF  
ENTIRE WORKBOOK**